

# Centrifuge, Eppendorf, PCR Tube Labels

## B-461 High Performance Lab Polyester

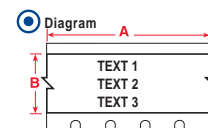
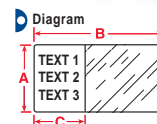
### WITHSTANDS:

- Liquid nitrogen (-196°C) ■ Freezer (-80°C)
- Hot water bath (+100°C) ■ Autoclave (+121°C)

Designed for use in labs, this material has a very low-profile construction that prevents vials from jamming in the centrifuge or racks. It stays put in the harshest conditions, and the clear tail can be wrapped over text for added protection from solvents. For use in liquid nitrogen, label must wrap around vial and slightly overlap itself.



Vial Size	Diagram	Part Number	Labels per Cartridge	Dimensions – inches			Dimensions – mm			Install Style (See page 4)
				A	B	C	A	B	C	
<b>LONG-TAIL STYLE – text covered for solvent resistance</b>										
.2 ml PCR tube		XSL-108-461	500	0.187	1.500	0.700	4.75	38.10	17.78	Long-Tail
.5 to .7 ml		XSL-73-461	225	0.375	1.800	0.750	9.53	45.72	19.05	Long-Tail
.5 to .7 ml (larger text area)		XSL-72-461	225	0.500	1.750	0.750	12.70	44.45	19.05	Long-Tail
1.5 to 2.0 ml		XSL-74-461	175	0.500	2.200	0.750	12.70	55.88	19.05	Long-Tail
1.5 to 2.0 ml (larger text area)		XSL-86-461	150	0.600	2.625	1.000	15.24	66.68	25.40	Long-Tail
<b>SHORT-TAIL STYLE – lowest profile, easier handling</b>										
.5 to .7 ml		XSL-123-461	500	0.375	1.125	0.750	9.53	28.58	19.05	Short-Tail
.5 to .7 ml (larger text area)		XSL-122-461	500	0.500	1.125	0.750	12.70	28.58	19.05	Short-Tail
1.5 to 2.0 ml		XSL-124-461	225	0.500	1.650	0.750	12.70	41.91	19.05	Short-Tail
1.5 to 2.0 ml (larger text area)		XSL-126-461	225	0.600	1.800	1.000	15.24	45.72	25.40	Short-Tail
<b>CONTINUOUS WRAP STYLE – use w/vial templates in LABXPRT, no window to see liquid level</b>										
.5 to .7 ml		XC-375-461	30 ft roll	30 ft.	0.375		9.1 m	9.53		Short Overlap
.5 to 2.0 ml		XC-500-461	30 ft roll	30 ft.	0.500		9.1 m	12.70		Short Overlap



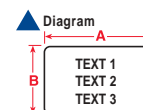
## B-490 FreezerBondz™ Material

### WITHSTANDS:

- Liquid nitrogen (-196°C) ■ Freezer (-80°C) ■ Sticks to frozen/frosted surfaces
- Hot water bath (+100°C) ■ Autoclave (+121°C)

If you ever need to put a label on an already-frozen vial, this material will adhere to a frozen or frosted surface without the need to scrape or dry the vial before placement of the label. To be assured that the label stays secured when placed back into storage it is recommended that the label wrap around the vial and slightly overlap itself.

Vial Size	Diagram	Part Number	Labels per Cartridge	Dimensions – inches		Dimensions – mm		Install Style (See page 4)
				A	B	A	B	
.5 to .7 ml		X-112-490	500	1.250	0.375	31.75	9.53	Short Overlap
1.5 to 2.0 ml		X-124-490	225	1.650	0.500	41.91	12.70	Short Overlap



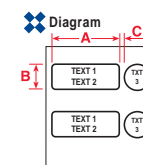
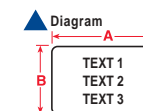
## B-499 Nylon Cloth Material

### WITHSTANDS:

- Liquid nitrogen (-196°C) *Not suitable for use on glass in liquid nitrogen.*
- Freezer (-80°C) ■ Autoclave (+121°C)

Ideal for performance and general purpose lab labeling, the permanent adhesive and thicker construction makes this material durable, yet easy to handle.

Vial Size	Diagram	Part Number	Labels per Cartridge	Dimensions – inches			Dimensions – mm			Install Style (See page 4)
				A	B	C	A	B	C	
.5 to .7 ml		X-130-499	350	0.825	0.375		20.96	9.53		Free Standing
.5 to .7 ml		X-118-499	350	1.000	0.375	0.375	25.40	9.53	9.53	Short Overlap
.5 to .7 ml		X-120-499	350	1.000	0.500	0.375	25.40	12.70	9.53	Short Overlap
1.5 to 2.0 ml		X-131-499	350	1.000	0.500		25.40	12.70		Free Standing
1.5 to 2.0 ml		X-118-499	350	1.000	0.375	0.375	25.40	9.53	9.53	Free Standing
1.5 to 2.0 ml		X-120-499	350	1.000	0.500	0.375	25.40	12.70	9.53	Free Standing
1.5 to 2.0 ml		X-117-499	350	1.000	0.500	0.440	25.40	12.70	11.18	Free Standing



## Cryo Vials & Tubes



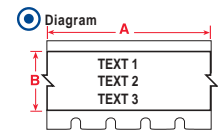
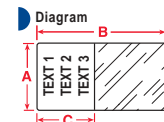
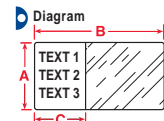
### B-461 High Performance Lab Polyester

#### WITHSTANDS:

- Liquid nitrogen (-196°C) ■ Freezer (-80°C)
- Hot water bath (+100°C) ■ Autoclave (+121°C)

Designed for use in labs, this material has a very low-profile construction that prevents vials from jamming in the centrifuge or racks. It stays put in the harshest conditions, and the clear tail can be wrapped over text for added protection from solvents. For use in liquid nitrogen, label must wrap around vial and slightly overlap itself.

Vial Size	Diagram	Part Number	Labels per Cartridge	Dimensions – inches			Dimensions – mm			Install Style (See page 4)
				A	B	C	A	B	C	
<b>LONG-TAIL STYLE – text covered for solvent resistance</b>										
.6 ml	▶	XSL-73-461	225	0.375	1.800	0.750	9.53	45.72	19.05	Long-Tail
.6 ml	▶	XSL-72-461	225	0.500	1.750	0.750	12.70	44.45	19.05	Long-Tail
1.0 to 8.0 ml	▶	XSL-74-461	175	0.500	2.200	0.750	12.70	55.88	19.05	Long-Tail
1.0 to 8.0 ml (larger text area)	▶	XSL-86-461	150	0.600	2.625	1.000	15.24	66.68	25.40	Long-Tail
1.0 to 8.0 ml (larger text area)	▶	XSL-75-461	150	1.000	2.625	1.000	25.40	66.68	25.40	Long-Tail
12 to 14 ml	▶	XSL-119-461	100	1.500	3.750	1.250	38.10	95.25	31.75	Long-Tail
<b>SHORT-TAIL STYLE – lowest profile, easier handling</b>										
.6 ml	▶	XSL-123-461	500	0.375	1.125	0.750	9.53	28.58	19.05	Short-Tail
.6 ml	▶	XSL-122-461	500	0.500	1.125	0.750	12.70	28.58	19.05	Short-Tail
1.0 to 8.0 ml	▶	XSL-72-461	225	0.500	1.750	0.750	12.70	44.45	19.05	Short-Tail
1.0 to 8.0 ml (larger text area)	▶	XSL-126-461	225	0.600	1.800	1.000	15.24	45.72	25.40	Short-Tail
1.0 to 8.0 ml (larger text area)	▶	XSL-125-461	225	1.000	1.750	1.000	25.40	44.45	25.40	Short-Tail
12 to 24 ml	▶	XSL-129-461	175	1.500	2.250	1.250	38.10	57.15	31.75	Short-Tail
<b>CONTINUOUS WRAP STYLE – use w/vial templates in LABXPRT, no window to see liquid level</b>										
.6 ml	⊙	XC-375-461	30 ft roll	30 ft.	0.375		9.1 m	9.53		Short Overlap
.6 to 2.0 ml	⊙	XC-500-461	30 ft roll	30 ft.	0.500		9.1 m	12.70		Short Overlap
1.0 to 8.0 ml	⊙	XC-1000-461	30 ft roll	30 ft.	1.000		9.1 m	25.40		Short Overlap
4.0 to 8.0 ml	⊙	XC-1250-461	30 ft roll	30 ft.	1.250		9.1 m	31.75		Short Overlap



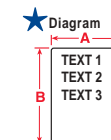
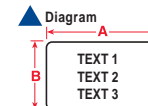
### B-490 FreezerBondz™ Material

#### WITHSTANDS:

- Liquid nitrogen (-196°C) ■ Freezer (-80°C) ■ Sticks to frozen/frosted surfaces
- Hot water bath (+100°C) ■ Autoclave (+121°C)

If you ever need to put a label on an already-frozen vial, this material will adhere to a frozen or frosted surface without the need to scrape or dry the vial before placement of the label. To be assured that the label stays secured when placed back into storage it is recommended that the label wrap around the vial and slightly overlap itself.

Vial Size	Diagram	Part Number	Labels per Cartridge	Dimensions – inches		Dimensions – mm		Install Style (See page 4)
				A	B	A	B	
.6 ml	▲	X-112-490	500	1.250	0.375	31.75	9.53	Short Overlap
1.0 to 8.0 ml	▲	X-126-490	225	1.800	0.600	45.72	15.24	Short Overlap
1.0 to 8.0 ml	★	X-125-490	225	1.000	1.750	25.40	44.45	Short Overlap
14 to 15 ml	★	X-113-490	175	1.500	2.200	38.10	55.88	Short Overlap



# Cryo Vials & Tubes (cont.)

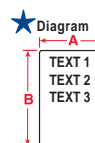
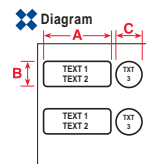
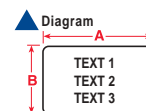
## B-499 Nylon Cloth Material

### WITHSTANDS:

- Liquid nitrogen (-196°C) *Not suitable for use on glass in liquid nitrogen.*
- Freezer (-80°C) ■ Autoclave (+121°C)

Ideal for performance and general purpose lab labeling, the permanent adhesive and thicker construction makes this material durable, yet easy to handle.

Vial Size	Diagram	Part Number	Labels per Cartridge	Dimensions – inches			Dimensions – mm			Install Style (See page 4)
				A	B	C	A	B	C	
.6 ml	▲	X-130-499	350	0.825	0.375		20.96	9.53		Free Standing
.6 ml	◆	X-118-499	350	1.000	0.375	0.375 dia	25.40	9.53	9.53 dia	Free Standing
.6 ml	◆	X-120-499	350	1.000	0.500	0.375 dia	25.40	12.70	9.53 dia	Free Standing
1.0 to 8.0 ml	▲	X-131-499	350	1.000	0.500		25.40	12.70		Free Standing
1.0 to 8.0 ml	◆	X-118-499	350	1.000	0.375	0.375 dia	25.40	9.53	9.53 dia	Free Standing
1.0 to 8.0 ml	◆	X-120-499	350	1.000	0.500	0.375 dia	25.40	12.70	9.53 dia	Free Standing
1.0 to 8.0 ml	◆	X-117-499	350	1.000	0.500	0.440 dia	25.40	12.70	11.18 dia	Free Standing
12 to 24 ml	★	X-132-499	225	1.250	1.500		31.75	38.10		Free Standing



# Vial Top Labels

## B-499 Nylon Cloth Material

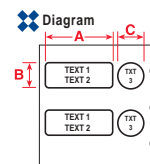
### WITHSTANDS:

- Liquid nitrogen (-196°C) *Not suitable for use on glass in liquid nitrogen.*
- Freezer (-80°C) ■ Autoclave (+121°C)

Ideal for performance and general purpose lab labeling, the permanent adhesive and thicker construction makes this material durable, yet easy to handle.



Vial Size	Diagram	Part Number	Labels per Cartridge	Dimensions – inches			Dimensions – mm			Color
				A	B	C	A	B	C	
.6 to 1.5 ml	✕	X-82-499	350	0.375			9.530			BK on WT
.6 to 1.5 ml	✕	X-82-499-YL-BK	350	0.375			9.530			BK on YL
.6 to 1.5 ml	✕	X-82-499-OR-BK	350	0.375			9.530			BK on OR
.6 to 1.5 ml	✕	X-82-499-RD-BK	350	0.375			9.530			BK on RD
.6 to 1.5 ml	◆	X-118-499	350	1.000	0.375	0.375 dia	25.40	9.530	9.530 dia	BK on WT
.6 to 1.5 ml	◆	X-120-499	350	1.000	0.500	0.375 dia	25.40	12.70	9.530 dia	BK on WT
1.0 to 2.0 ml	✕	X-83-499	350	0.500			9.530			BK on WT
1.0 to 2.0 ml	✕	X-83-499-YL-BK	350	0.500			9.530			BK on YL
1.0 to 2.0 ml	✕	X-83-499-OR-BK	350	0.500			9.530			BK on OR
1.0 to 2.0 ml	✕	X-83-499-RD-BK	350	0.500			9.530			BK on RD
1.0 to 2.0 ml	◆	X-118-499	350	1.000	0.375	0.375 dia	25.40	9.530	9.530 dia	BK on WT
1.0 to 2.0 ml	◆	X-120-499	350	1.000	0.500	0.375 dia	25.40	12.70	9.530 dia	BK on WT
1.0 to 2.0 ml	◆	X-117-499	350	1.000	0.500	0.440 dia	25.40	12.70	11.18 dia	BK on WT



## Conicals & Large Tube Labels

### B-461 High Performance Lab Polyester

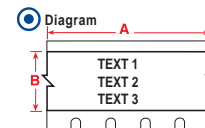
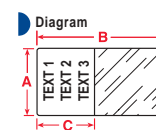
#### WITHSTANDS:

- Liquid nitrogen (-196°C) ■ Freezer (-80°C)
- Hot water bath (+100°C) ■ Autoclave (+121°C)

Designed for use in labs, this material has a very low-profile construction that prevents vials from jamming in the centrifuge or racks. It stays put in the harshest conditions, and the clear tail can be wrapped over text for added protection from solvents. For use in liquid nitrogen, label must wrap around vial and slightly overlap itself.



Conical Size	Diagram	Part Number	Labels per Cartridge	Dimensions – inches			Dimensions – mm			Install Style (See page 4)
				A	B	C	A	B	C	
<b>LONG-TAIL STYLE</b> – text covered for solvent resistance										
14 to 15 ml Conical		XSL-119-461	100	1.500	3.750	1.250	38.10	95.25	31.75	Long-Tail
<b>SHORT-TAIL STYLE</b> – lowest profile, easier handling										
14 to 15 ml Conical		XSL-129-461	175	1.500	2.250	1.250	38.10	57.15	31.75	Short-Tail
50 ml Conical		XSL-119-461	100	1.500	3.750	1.250	38.10	95.25	31.75	Short-Tail
<b>CONTINUOUS WRAP STYLE</b> – use w/vial templates in LABXPRT, no window to see liquid level										
Conicals		XC-1000-461	30 ft roll	30 ft.	1.000		9.1 m	25.40		Short Overlap
Conicals		XC-1250-461	30 ft roll	30 ft.	1.250		9.1 m	31.75		Short Overlap



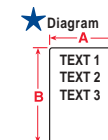
### B-490 FreezerBondz™ Material

#### WITHSTANDS:

- Liquid nitrogen (-196°C) ■ Freezer (-80°C) ■ Sticks to frozen/frosted surfaces
- Hot water bath (+100°C) ■ Autoclave (+121°C)

If you ever need to put a label on an already-frozen vial, this material will adhere to a frozen or frosted surface without the need to scrape or dry the vial before placement of the label. To be assured that the label stays secured when placed back into storage it is recommended that the label wrap around the vial and slightly overlap itself.

Conical Size	Diagram	Part Number	Labels per Cartridge	Dimensions – inches		Dimensions – mm		Install Style (See page 4)
				A	B	A	B	
14 to 15 ml Conical		X-113-490	175	1.500	2.200	38.10	55.88	Short Overlap
50 ml Conical		X-114-490	100	1.500	3.750	38.10	95.25	Short Overlap



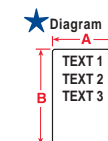
### B-499 Nylon Cloth Material

#### WITHSTANDS:

- Liquid nitrogen (-196°C) *Not suitable for use on glass in liquid nitrogen.*
- Freezer (-80°C) ■ Autoclave (+121°C)

Ideal for performance and general purpose lab labeling, the permanent adhesive and thicker construction makes this material durable, yet easy to handle.

Conical Size	Diagram	Part Number	Labels per Cartridge	Dimensions – inches		Dimensions – mm		Install Style (See page 4)
				A	B	A	B	
14 to 15 ml Conical		X-132-499	225	1.250	1.500	31.75	38.10	Free Standing
50 ml Conical		X-78-499	150	1.000	1.900	25.40	48.26	Free Standing



# Well Plate Label

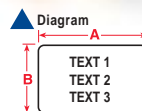
## B-488 Chemical Resistant Lab Polyester

### WITHSTANDS:

- Xylene ■ Toluene ■ DMSO ■ Ethanol ■ IPA
- Freezer (-80°C) ■ Autoclave (+121°C)

With permanent adhesion, outstanding chemical resistance, and write-on capabilities, this material performs in the very harshest lab environments.

	Diagram	Part Number	Labels per Cartridge	Dimensions – inches		Dimensions – mm	
				A	B	A	B
Well Plates		X-81-488	200	1.900	0.250	48.26	6.35





# Slide Labels

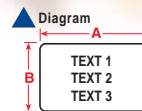
## B-488 Chemical Resistant Lab Polyester

### WITHSTANDS:

- Xylene ■ Toluene ■ DMSO ■ Ethanol ■ Freezer (-80°C)
- Autoclave (+121°C)

Created specifically for labeling slides, this material offers permanent adhesion, outstanding chemical resistance, and write-on capabilities.

Slide Size	Diagram	Part Number	Labels per Cartridge	Dimensions – inches		Dimensions – mm	
				A	B	A	B
Standard Slides		X-97-488	400	0.900	0.900	22.86	22.86
Oversized Slides		X-81-488	200	1.900	0.250	48.26	6.35






# Straw Labels

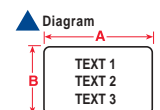
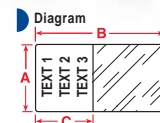
## B-427 Vinyl Material

### WITHSTANDS:

- Liquid nitrogen (-196°C)  
*Not suitable for use on glass in liquid nitrogen.*
- Freezer (-80°C)  
*Not suitable for high temperature applications.*

Pliable and durable, this material is designed to wrap around and adhere to small diameter curved surfaces, such as straws. The clear "tail" wraps over the text for added protection.

Straw Size	Diagram	Part Number	Labels per Cartridge	Dimensions – inches			Dimensions – mm		
				A	B	C	A	B	C
Small straws / .25 ml		XSL-133-427	225	1.750	1.000	0.375	44.45	25.40	9.530
Large straws / .50 ml		XSL-134-427	225	1.750	1.500	0.500	44.45	38.10	12.70
Straw rod		X-105-427-AW	500	1.100	0.250		27.94	6.350	



## Tissue Cassette Label (post-process)

### B-498 Vinyl Cloth Label

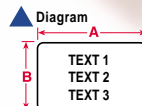
**WITHSTANDS:**

- Freezer (-80°C)
- Autoclave (+121°C)

This vinyl cloth label is made of durable material with an extra thick adhesive that sticks to paraffin-coated surfaces found on tissue cassettes (post-process only). It's easy to handle, with write-on capabilities.



Diagram	Part Number	Labels per Cartridge	Dimensions – inches		Dimensions – mm	
			A	B	A	B
	X-135-498	350	0.900	0.190	22.86	4.83



## Bottles, Flasks, Dishes and General Lab ID

### B-498 Vinyl Cloth Materials

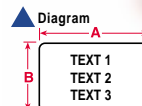
**WITHSTANDS:**

- Freezer (-80°C)
- Autoclave (+121°C)

This label, with removable adhesive, is easy to handle with an aggressive tack that makes it ideal for use on glass flasks, plastic jugs, bottles, goblets, rough surfaces and general purpose lab labeling.



Diagram	Part Number	Labels per Cartridge	Dimensions – inches		Dimensions – mm	
			A	B	A	B
	X-131-498	350	1.000	0.500	25.40	12.70
	X-131-498	350	1.000	0.500	25.40	12.70
	X-78-498	350	1.000	1.900	25.40	48.26



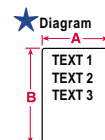
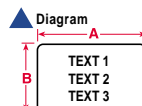
### B-499 Nylon Cloth Materials

**WITHSTANDS:**

- Liquid nitrogen (-196°C) *Not suitable for use on glass in liquid nitrogen.*
- Freezer (-80°C) ■ Autoclave (+121°C)

This material has permanent adhesive and wider temperature performance. It is easy to handle with an aggressive tack that makes it ideal for use on glass flasks, plastic jugs, bottles, goblets, rough surfaces and general purpose lab labeling.

Diagram	Part Number	Labels per Cartridge	Dimensions – inches		Dimensions – mm	
			A	B	A	B
	X-130-499	350	0.825	0.375	20.96	9.530
	X-132-499	225	1.250	1.500	31.75	38.10
	X-131-499	350	1.000	0.500	25.40	12.70
	X-78-499	150	1.000	1.900	25.40	48.26



# Tamper Resistant & Indicating Labels

## B-351 Tamper Resistant/Indicating Polyester

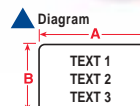
### WITHSTANDS:

- Freezer (-80°C)

This material fractures into tiny pieces very easily, making any unauthorized removal tedious and difficult. It is ideal as a tamper seal because the label will quickly fracture if the seal is bypassed.



Diagram	Part Number	Labels per Cartridge	Dimensions – inches		Dimensions – mm	
			A	B	A	B
▲	X-20-351	200	2.000	1.000	50.80	25.40
▲	X-17-351	500	1.000	0.500	25.40	12.70



# Drawers, Shelves, Cabinets and Lab Facility ID

## B-580 Heavy Duty Colored Vinyl Material

The perfect choice for general labeling of facility and equipment with warning labels, instructions, and reminders. Make sure your message gets noticed with bright colors! This indoor/outdoor material is pliable, sticks very well to rough and uneven surfaces, and has excellent resistance to dirt, oils, grime and many solvents.

Diagram	Part Number	Labels per Cartridge	Dimensions – inches		Dimensions – mm		Color
			A	B	A	B	
⊙	XC-500-580-WT-BK	30 ft. roll	30 ft.	0.500	9.1 m	12.70	BK on WT
⊙	XC-1000-580-WT-BK	30 ft. roll	30 ft.	1.000	9.1 m	25.40	BK on WT
⊙	XC-1500-580-WT-BK	30 ft. roll	30 ft.	1.500	9.1 m	38.10	BK on WT
⊙	XC-500-580-YL-BK	30 ft. roll	30 ft.	0.500	9.1 m	12.70	BK on YL
⊙	XC-1000-580-YL-BK	30 ft. roll	30 ft.	1.000	9.1 m	25.40	BK on YL
⊙	XC-1500-580-YL-BK	30 ft. roll	30 ft.	1.500	9.1 m	38.10	BK on YL
⊙	XC-500-580-GN-WT	30 ft. roll	30 ft.	0.500	9.1 m	12.70	WT on GN
⊙	XC-1000-580-GN-WT	30 ft. roll	30 ft.	1.000	9.1 m	25.40	WT on GN
⊙	XC-1500-580-GN-WT	30 ft. roll	30 ft.	1.500	9.1 m	38.10	WT on GN
⊙	XC-500-580-BL-WT	30 ft. roll	30 ft.	0.500	9.1 m	12.70	WT on BL
⊙	XC-1000-580-BL-WT	30 ft. roll	30 ft.	1.000	9.1 m	25.40	WT on BL
⊙	XC-1500-580-BL-WT	30 ft. roll	30 ft.	1.500	9.1 m	38.10	WT on BL
⊙	XC-500-580-RD-WT	30 ft. roll	30 ft.	0.500	9.1 m	12.70	RD on WT
⊙	XC-1000-580-RD-WT	30 ft. roll	30 ft.	1.000	9.1 m	25.40	RD on WT
⊙	XC-1500-580-RD-WT	30 ft. roll	30 ft.	1.500	9.1 m	38.10	RD on WT
⊙	XC-500-580-WT-RD	30 ft. roll	30 ft.	0.500	9.1 m	12.70	WT on RD
⊙	XC-1000-580-WT-RD	30 ft. roll	30 ft.	1.000	9.1 m	25.40	WT on RD
⊙	XC-1500-580-WT-RD	30 ft. roll	30 ft.	1.500	9.1 m	38.10	WT on RD
⊙	XC-500-580-OR-BK	30 ft. roll	30 ft.	0.500	9.1 m	12.70	BK on OR
⊙	XC-1000-580-OR-BK	30 ft. roll	30 ft.	1.000	9.1 m	25.40	BK on OR
⊙	XC-1500-580-OR-BK	30 ft. roll	30 ft.	1.500	9.1 m	38.10	BK on OR

